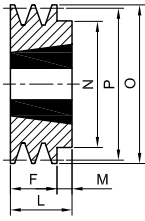
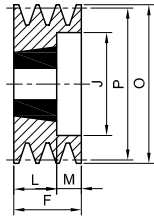


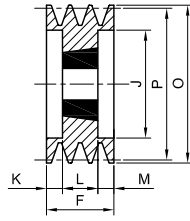
SPZ Taper Lock Pulleys



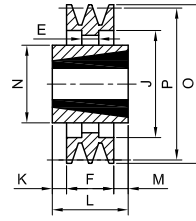
Type 1



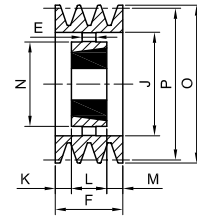
Type 2



Type 3



Type 4

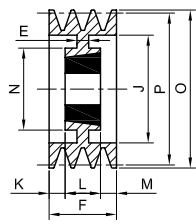


Type 5

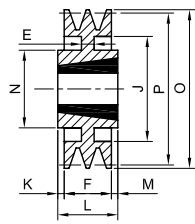
Pitch Diameter P [mm]	Grooves	Bush Size	Max Bush Bore [mm]	Type	Outside Diameter O [mm]
63	1	1108	28	1	67
	2	1108	28	8	
	3	1108	28	8	
67	1	1108	28	1	71
	2	1108	28	8	
	3	1108	28	8	
71	1	1108	28	1	75
	2	1108	28	8	
	3	1108	28	8	
75	1	1108	28	1	79
	2	1210	32	8	
	3	1210	32	8	
80	1	1210	32	1	84
	2	1210	32	8	
	3	1210	32	8	
	4	1210	32	8	
85	1	1210	32	1	89
	2	1610	42	8	
	3	1610	42	8	
	4	1610	42	8	
	5	1610	42	8	
90	1	1210	32	1	94
	2	1610	42	8	
	3	1610	42	8	
	4	1610	42	8	
	5	1610	42	8	
	6	1610	42	8	
95	1	1210	32	1	99
	2	1610	42	8	
	3	1610	42	8	
	4	1610	42	8	
	5	1610	42	8	
	6	1610	42	8	
100	1	1210	32	1	104
	2	1610	42	8	
	3	1610	42	8	
	4	1610	42	8	
	5	2012	50	8	
	6	2012	50	8	
106	1	1610	42	1	110
	2	1610	42	8	
	3	1610	42	8	
	4	1610	42	8	
	5	2012	50	8	
	6	2012	50	8	

Dimensions						
E [mm]	F [mm]	J [mm]	K [mm]	L [mm]	M [mm]	N [mm]
-	16	-	-	22	6	62
-	28	40	6	22	-	-
-	40	40	18	22	-	-
-	16	-	-	22	6	62
-	28	42	6	22	-	-
-	40	42	18	22	-	-
-	16	-	-	22	6	62
-	28	42	6	22	-	-
-	40	42	18	22	-	-
-	16	-	-	22	6	62
-	28	51	3	25	-	-
-	40	48	15	25	-	-
-	16	-	-	25	9	75
-	28	51	3	25	-	-
-	40	51	15	25	-	-
-	52	51	27	25	-	-
-	16	-	-	25	9	75
-	28	60	3	25	-	-
-	40	60	15	25	-	-
-	52	60	27	25	-	-
-	64	60	39	25	-	-
-	16	-	-	25	-	75
-	28	61	3	25	-	-
-	40	61	15	25	-	-
-	52	61	27	25	-	-
-	64	61	39	25	-	-
-	76	61	51	25	-	-
-	16	-	-	25	9	75
-	28	66	3	25	-	-
-	40	66	15	25	-	-
-	52	66	27	25	-	-
-	64	66	39	25	-	-
-	76	66	51	25	-	-
-	16	-	-	25	9	75
-	28	71	3	25	-	-
-	40	71	15	25	-	-
-	52	72	27	25	-	-
-	64	72	32	32	-	-
-	76	72	44	32	-	-
-	16	-	-	25	9	80
-	28	76	3	25	-	-
-	40	78	15	25	-	-
-	52	80	27	25	-	-
-	64	78	32	32	-	-
-	76	78	44	32	-	-

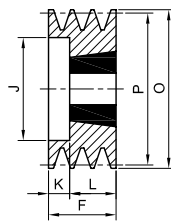
SPZ Taper Lock Pulleys



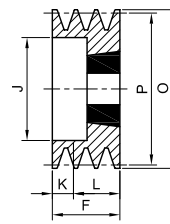
Type 6



Type 7



Type 8



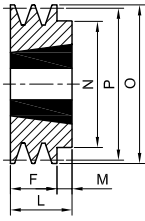
Type 9



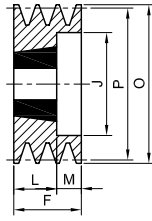
Pitch Diameter P [mm]	Grooves	Bush Size	Max Bush Bore [mm]	Type	Outside Diameter O [mm]
112	1	1610	42	1	116
	2	1610	42	8	
	3	2012	50	8	
	4	2012	50	8	
	5	2012	50	8	
	6	2012	50	8	
118	1	1610	42	1	122
	2	1610	42	8	
	3	2012	50	8	
	4	2012	50	8	
	5	2012	50	8	
	6	2517	60	8	
125	1	1610	42	1	129
	2	1610	42	8	
	3	2012	50	2	
	4	2012	50	2	
	5	2012	50	8	
	6	2517	60	8	
132	1	1610	42	1	136
	2	1610	42	8	
	3	2012	50	2	
	4	2012	50	2	
	5	2517	60	8	
	6	2517	60	8	
140	1	1610	42	1	144
	2	1610	42	8	
	3	2012	50	2	
	4	2012	60	2	
	5	2517	60	2	
	6	2517	60	2	
	8	2517	60	3	
	150	1	1610	42	
2		2012	50	1	
3		2012	50	2	
4		2517	60	2	
5		2517	60	2	
6		2517	60	2	
8		2517	60	3	
160		1	1610	42	1
	2	2012	50	1	
	3	2012	50	2	
	4	2517	60	2	
	5	2517	60	2	
	6	2517	60	2	
	8	2517	60	3	

Dimensions						
E [mm]	F	J	K	L	M	N
-	16	-	-	25	9	80
-	28	84	3	25	-	-
-	40	84	8	32	-	-
-	52	86	20	32	-	-
-	64	84	32	32	-	-
-	76	84	44	32	-	-
-	16	-	-	25	9	80
-	28	90	3	25	-	-
-	40	92	8	32	-	-
-	52	92	20	32	-	-
-	64	90	32	32	-	-
-	76	90	31	45	-	-
-	16	-	-	25	9	80
-	28	97	3	25	-	-
-	40	97	-	32	8	-
-	52	99	20	32	20	-
-	64	97	32	32	-	-
-	76	97	31	45	-	-
-	16	-	-	25	9	80
-	28	104	3	25	-	-
-	40	104	-	32	8	-
-	52	104	20	32	20	-
-	64	104	19	45	-	-
-	76	104	31	45	-	-
-	16	-	-	25	9	80
-	28	112	3	25	-	-
-	40	112	-	32	8	-
-	52	112	7	32	20	-
-	64	112	-	45	19	-
-	76	112	-	45	31	-
-	100	112	27.5	45	27.5	-
-	16	-	-	25	9	80
-	28	-	-	32	4	100
-	40	122	-	32	8	-
-	52	122	7	45	7	-
-	64	122	-	45	19	-
-	76	122	-	45	31	-
-	100	122	27.5	45	27.5	-
-	16	-	-	25	9	80
-	28	-	-	32	4	100
-	40	132	-	32	8	-
-	52	132	-	45	7	-
-	64	132	-	45	19	-
-	76	32	-	45	31	-
-	100	132	27.5	45	27.5	-

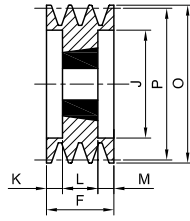
SPZ Taper Lock Pulleys



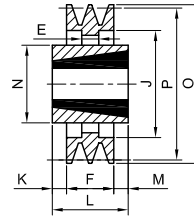
Type 1



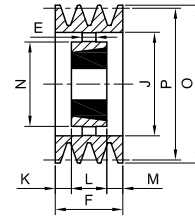
Type 2



Type 3



Type 4

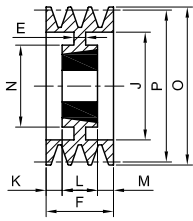


Type 5

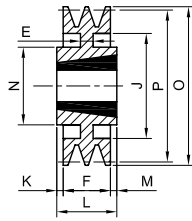
Pitch Diameter P [mm]	Grooves	Bush Size	Max Bush Bore [mm]	Type	Outside Diameter O [mm]
170	1	1610	42	1	174
	2	2012	50	1	
	3	2012	50	2	
	4	2517	60	2	
	5	2517	60	2	
	6	2517	60	2	
180	1	1610	42	1	184
	2	2012	50	7	
	3	2012	50	2	
	4	2517	60	2	
	5	2517	60	2	
	6	2517	60	2	
	8	2517	60	3	
	190	1	1610	42	
2		2012	50	7	
3		2012	50	6	
4		2517	60	6	
5		2517	60	6	
6		2517	60	6	
200	1	2012	50	7	204
	2	2012	50	7	
	3	2012	50	6	
	4	2517	60	6	
	5	2517	60	6	
	6	2517	60	6	
	8	3020	75	3	
	224	1	2012	50	
2		2012	50	7	
3		2012	50	6	
4		2517	60	6	
5		2517	60	6	
6		2517	60	6	
8		3020	75	3	
250		1	2012	50	4
	2	2012	50	4	
	3	2012	50	5	
	4	2517	60	5	
	5	2517	60	5	
	6	2517	60	5	
	8	3020	75	6	
	280	1	2012	50	4
2		2012	50	4	
3		2517	60	4	
4		2517	60	5	
5		2517	60	5	
6		2517	60	5	
8		3020	75	5	

Dimensions						
E [mm]	F	J	K	L	M	N
-	16	-	-	25	9	80
-	28	-	-	32	4	100
-	40	141	-	32	4	-
-	52	141	-	45	7	-
-	64	141	-	45	19	-
-	76	141	-	45	31	-
-	16	-	-	25	9	80
10	28	152	-	32	4	100
-	40	152	-	32	8	-
-	52	152	-	45	7	-
-	64	152	-	45	19	-
-	76	152	-	45	31	-
-	100	152	27.5	45	27.5	-
-	16	161	-	25	9	80
10	28	161	-	32	4	100
20	40	161	4	32	4	100
10	52	161	3.5	45	3.5	120
10	64	161	9.5	45	9.5	-
10	76	161	15.5	45	15.5	120
-	16	172	-	32	16	100
10	28	171	-	32	4	100
20	40	172	4	32	4	100
10	52	172	3.5	45	3.5	120
10	64	172	9.5	45	9.5	-
10	76	172	15.5	45	15.5	120
-	100	171	24.5	51	24.5	-
15	16	196	-	32	16	100
10	28	196	-	32	4	100
20	40	196	4	32	4	100
10	52	196	3.5	45	3.5	120
10	64	196	9.5	45	9.5	120
10	76	196	15.5	45	15.5	120
-	100	195	24.5	51	24.5	-
-	16	222	8	32	8	100
-	28	222	2	32	2	100
-	40	222	4	32	4	100
-	52	222	3.5	45	3.5	120
-	64	222	9.5	45	9.5	120
-	76	222	15.5	45	15.5	120
-	100	221	24.5	51	24.5	150
-	16	252	8	32	8	100
-	28	252	2	32	2	100
-	40	252	2.5	45	2.5	120
-	52	151	3.5	45	3.5	120
-	64	252	9.5	45	9.5	120
-	76	252	15.5	45	15.5	120
-	100	252	24.5	51	24.5	150

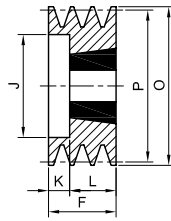
SPZ Taper Lock Pulleys



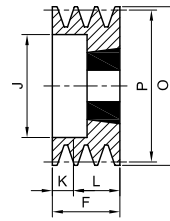
Type 6



Type 7



Type 8



Type 9



Pitch Diameter P [mm]	Grooves	Bush Size	Max Bush Bore [mm]	Type	Outside Diameter O [mm]
315	1	2012	50	4	319
	2	2012	50	4	
	3	2517	60	4	
	4	2517	60	5	
	5	2517	60	5	
	6	2517	60	5	
355	1	2012	50	4	359
	2	2012	50	4	
	3	2517	60	4	
	4	2517	60	5	
	5	2517	60	5	
	6	2517	60	5	
	8	3030	75	5	
	400	1	2012	50	
2		2517	60	4	
3		2517	60	4	
4		2517	60	5	
5		3020	75	5	
6		3030	75	5	
8		3030	75	5	
450		1	2517	60	4
	2	2517	60	4	
	3	2517	60	4	
	4	3020	75	5	
	5	3020	75	5	
	6	3030	75	5	
	8	3035	90	5	
	500	3	2517	60	4
4		3020	75	5	
5		3030	75	4	
6		3030	75	5	
630	3	3020	75	4	634
	4	3030	75	4	
	5	3030	75	4	
	6	3535	90	4	
800	3	3020	75	4	804
	4	3030	75	4	
	5	3535	90	4	
	6	3535	90	4	

Dimensions						
E [mm]	F	J	K	L	M	N
-	16	287	8	32	8	100
-	28	286	2	32	2	100
-	40	287	2.5	45	2.5	120
-	52	287	3.5	45	3.5	120
-	64	287	9.5	45	9.5	120
-	76	287	15.5	45	15.5	120
-	16	326	8	32	8	112
-	28	326	2	32	2	122
-	40	326	2.5	45	2.5	120
-	52	326	3.5	45	3.5	120
-	64	326	9.5	45	9.5	120
-	76	326	15.5	45	15.5	125
-	100	326	12	76	12	150
-	16	371	8	32	8	112
-	28	371	8.5	45	8.5	120
-	40	371	2.5	45	2.5	120
-	52	371	3.5	45	3.5	120
-	64	371	6.5	51	6.5	120
-	76	371	-	76	-	150
-	100	371	12	76	12	150
-	16	421	14.5	45	14.5	120
-	28	421	8.5	45	8.5	120
-	40	421	2.5	45	2.5	120
-	52	421	0.5	51	0.5	150
-	64	421	6.5	51	6.5	120
-	76	421	-	76	-	150
-	100	421	5.5	89	5.5	170
-	40	471	2.5	45	2.5	120
-	52	471	0.5	51	0.5	150
-	64	471	6	76	6	120
-	76	471	-	76	-	150
-	40	601	5.5	51	2.5	120
-	52	601	12	76	12	150
-	64	601	6	76	6	150
-	76	601	6.5	89	6.5	170
-	40	771	5.5	51	2.5	150
-	52	771	12	76	12	150
-	64	771	12.5	89	12.5	170
-	76	771	6.5	89	6.5	170

Taper Lock Pulley part numbers

When placing an order please specify the product code which is composed in accordance with the following example:

P T - S P A - 1 - 0 3 5 5

Prefix Profile Grooves Pitch Diameter

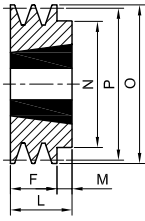
Prefix: PT = Taper Lock Pulley

Profile: SPZ, SPA, SPB or SPC

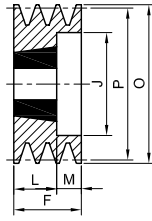
Grooves: 1, 2, 3, 4, 5, 6, 8, A=10, B=12

Pitch Diameter : Pitch Circle Diameter in mm

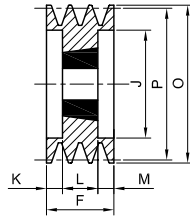
SPA Taper Lock Pulleys



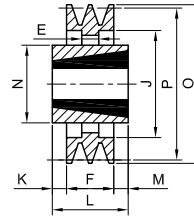
Type 1



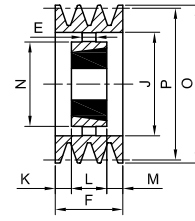
Type 2



Type 3



Type 4

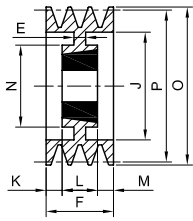


Type 5

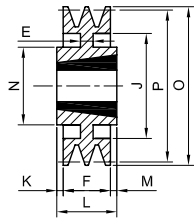
Pitch Diameter P [mm]	Grooves	Bush Size	Max Bush Bore [mm]	Type	Outside Diameter O [mm]
63	1	1008	25	9	68.5
	2	1008	28	9	
67	1	1108	28	1	72.5
	2	1108	28	8	
71	1	1108	28	1	76.5
	2	1008	28	8	
	3	1108	28	8	
75	1	1108	28	1	80.5
	2	1108	28	8	
	3	1210	32	8	
80	1	1210	32	1	85.5
	2	1210	32	8	
	3	1210	32	8	
85	1	1210	32	1	90.5
	2	1210	32	8	
	3	1210	32	8	
90	1	1210	32	1	95.5
	2	1610	42	8	
	3	1610	42	8	
	4	1615	42	3	
95	1	1210	32	1	100.5
	2	1610	42	8	
	3	1610	42	8	
	4	1615	42	3	
100	1	1610	42	1	105.5
	2	1610	42	8	
	3	1610	42	2	
	4	1615	42	2	
	5	1615	42	2	
	6	1610	42	3	
106	1	1610	42	1	111.5
	2	1610	42	8	
	3	1610	42	2	
	4	2012	50	8	
	5	2012	50	8	
	6	2012	50	8	
112	1	1610	42	1	117.5
	2	1610	42	8	
	3	2012	50	8	
	4	2012	50	8	
	5	2012	50	8	
	6	2012	50	8	

Dimensions						
E	F	J	K	L	M	N
[mm]						
-	40	38	18	22	-	-
-	55	36	33	22	-	-
-	20	38	18	22	2	62
-	35	37	13	22	-	-
-	20	-	18	22	2	62
-	35	40	13	22	-	-
-	50	40	28	22	-	-
-	20	-	-	22	2	62
-	35	44	10	25	-	-
-	50	44	25	25	-	-
-	20	-	-	25	5	75
-	35	47	10	25	-	-
-	50	47	25	25	-	-
-	20	-	-	25	5	75
-	35	50	10	25	-	-
-	50	50	25	25	-	-
-	20	-	-	25	5	75
-	35	60	10	25	-	-
-	50	60	25	25	-	-
-	65	64	13.5	38	13.5	-
-	20	-	-	25	5	75
-	35	64	10	25	-	-
-	50	64	25	25	-	-
-	65	64	13.5	38	13.5	-
-	20	-	-	25	5	80
-	35	70	10	25	-	-
-	50	70	-	25	25	-
-	65	70	-	38	27	-
-	80	70	-	38	42	-
-	95	70	28.5	38	28.5	-
-	20	-	-	25	5	80
-	35	76	10	25	-	-
-	50	76	-	25	25	-
-	65	76	33	32	-	-
-	80	76	48	32	-	-
-	95	76	63	32	-	-
-	20	-	-	25	5	80
-	35	80	10	25	-	-
-	50	83	18	32	-	-
-	65	80	33	32	-	-
-	80	80	48	32	-	-
-	95	80	63	32	-	-

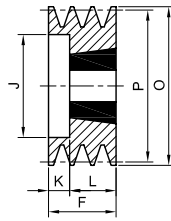
SPA Taper Lock Pulleys



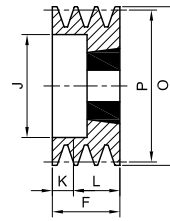
Type 6



Type 7



Type 8

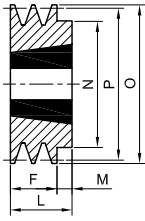


Type 9

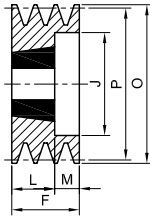


Pitch Diameter P [mm]	Grooves	Bush Size	Max Bush Bore [mm]	Type	Outside Diameter O [mm]	Dimensions						
						E [mm]	F [mm]	J [mm]	K [mm]	L [mm]	M [mm]	N [mm]
118	1	1610	42	1	123.5	-	20	-	-	25	5	80
	2	1610	42	8		-	35	86	10	25	-	-
	3	2012	50	2		-	50	86	-	32	18	-
	4	2012	50	2		-	65	86	-	32	33	-
	5	2012	50	2		-	80	86	-	32	48	-
	6	2012	50	8		-	95	86	63	32	-	-
125	1	1610	42	1	130.5	-	20	-	-	25	5	80
	2	1610	42	8		-	35	90	10	25	-	-
	3	2012	50	2		-	50	92	-	32	18	-
	4	2012	50	2		-	65	92	-	32	33	-
	5	2012	50	3		-	80	92	24	32	24	-
	6	2012	50	3		-	95	92	31.5	32	31.5	-
132	1	1610	42	1	137.5	-	20	-	-	25	5	80
	2	2012	50	8		-	35	98	3	32	-	-
	3	2012	50	2		-	50	98	-	32	18	-
	4	2517	60	2		-	65	98	-	45	20	-
	5	2517	60	3		-	80	98	17.5	45	17.5	-
	6	2517	60	3		-	95	98	25	45	25	-
140	1	1610	42	1	145.5	-	20	-	-	25	5	80
	2	2012	50	8		-	35	106	3	32	-	-
	3	2517	60	8		-	50	106	5	45	-	-
	4	2517	60	2		-	65	106	-	45	20	-
	5	2517	60	3		-	80	106	17.5	45	17.5	-
	6	2517	60	3		-	95	106	25	45	25	-
150	1	1610	42	1	155.5	-	20	-	-	25	5	80
	2	2012	50	8		-	35	116	3	32	-	-
	3	2517	60	8		-	50	116	5	45	-	-
	4	2517	60	2		-	65	116	-	45	20	-
	5	2517	60	3		-	80	116	17.5	45	17.5	-
	6	2517	60	3		-	95	116	25	45	25	-
160	1	1610	42	1	165.5	-	20	-	-	25	5	80
	2	2012	50	8		15	35	125	3	32	-	-
	3	2517	60	8		-	50	126	5	45	-	-
	4	2517	60	2		-	65	126	-	45	20	-
	5	2517	60	3		-	80	126	17.5	45	17.5	-
	6	2517	60	3		-	95	126	25	45	25	-
170	1	1610	42	1	175.5	-	20	-	-	25	5	80
	2	2012	50	8		15	35	135	3	32	-	-
	3	2517	60	8		-	50	138	5	45	-	-
	4	2517	60	2		-	65	138	-	45	20	-
	5	2517	75	3		-	80	146	17.5	45	17.5	-

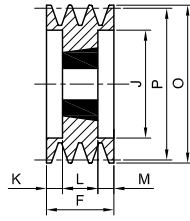
SPA Taper Lock Pulleys



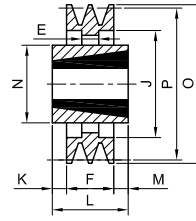
Type 1



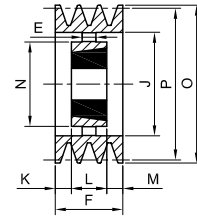
Type 2



Type 3



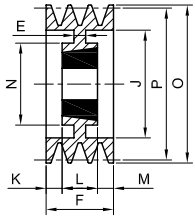
Type 4



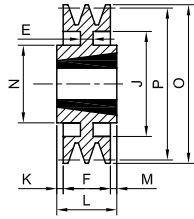
Type 5

Pitch Diameter P [mm]	Grooves	Bush Size	Max Bush Bore [mm]	Type	Outside Diameter O [mm]	Dimensions						
						E	F	J	K	L	M	N
180	1	1610	42	1	185.5	-	20	-	-	25	5	80
	2	2012	50	6		15	35	148	1.5	32	1.5	100
	3	2517	60	8		-	50	146	5	45	-	-
	4	2517	60	2		-	65	146	-	45	20	-
	5	3020	75	3		-	80	165	14.5	51	14.5	-
	6	3020	75	3		-	95	146	22	51	22	-
190	1	1610	42	1	195.5	-	20	-	-	25	5	80
	2	2012	50	6		15	35	158	1.5	32	1.5	100
	3	2517	60	8		-	50	158	5	45	-	-
	4	2517	60	2		-	65	158	-	45	20	-
	5	3020	75	2		-	80	189	-	51	29	-
200	1	2012	50	7	205.5	10	20	165	6	32	6	100
	2	2517	60	7		15	35	165	5	45	5	120
	3	2517	60	6		20	50	165	2.5	45	2.5	120
	4	3020	75	2		-	65	165	-	51	14	-
	5	3020	75	3		-	80	215	14.5	51	14.5	-
	6	3020	75	3		-	95	165	22	51	22	-
212	1	2012	50	7	217.5	10	20	177	6	32	6	100
	2	2517	60	7		15	35	177	5	45	5	120
	3	2517	60	6		20	50	177	2.5	45	2.5	120
	4	3020	75	2		-	65	177	-	51	14	-
	5	3020	75	2		-	80	245	-	51	29	-
224	1	2012	50	7	229.5	10	20	189	6	32	6	100
	2	2517	60	7		15	35	189	-	45	10	120
	3	2517	60	6		20	50	189	2.5	45	2.5	120
	4	3020	75	2		-	65	189	-	51	14	-
	5	3020	75	2		-	80	180	-	51	29	-
	6	3020	75	3		-	95	189	22	51	22	-
250	1	2012	50	7	255.5	10	20	215	6	32	6	100
	2	2517	60	7		20	35	215	5	45	5	120
	3	2517	60	6		20	50	215	2.5	45	2.5	120
	4	3020	75	6		10	65	215	7	51	7	150
	5	3020	75	6		10	80	215	14.5	51	14.5	150
	6	3020	75	6		20	95	215	22	51	22	150
280	1	2012	50	7	285.5	10	20	245	6	32	6	100
	2	2517	60	7		20	35	245	-	45	10	120
	3	2517	60	6		20	50	245	2.5	45	2.5	120
	4	3020	75	6		10	65	245	7	51	7	150
	5	3535	90	7		10	80	245	4.5	89	4.5	170
	6	3535	90	6		25	95	245	3	89	3	170
315	1	2012	50	7	320.5	-	20	280	6	32	6	100
	2	2517	60	4		-	35	280	-	45	10	120
	3	3020	75	7		25	50	280	0.5	51	0.5	160
	4	3020	75	6		10	65	280	7	51	7	150
	5	3535	90	7		12	80	280	4.5	89	4.5	170
	6	3535	90	6		25	95	280	3	89	3	170

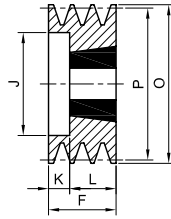
SPA Taper Lock Pulleys



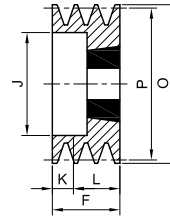
Type 6



Type 7



Type 8

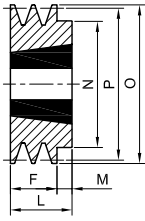


Type 9

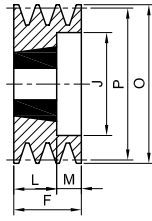


Pitch Diameter P [mm]	Grooves	Bush Size	Max Bush Bore [mm]	Type	Outside Diameter O [mm]	Dimensions						
						E [mm]	F	J	K	L	M	N
355	1	2012	50	4	360.5	-	20	320	6	32	6	100
	2	2517	60	4		-	35	320	-	45	10	120
	3	3020	75	4		-	50	320	0.5	51	0.5	150
	4	3020	75	5		-	65	320	7	51	7	150
	5	3535	90	4		-	80	320	4.5	89	4.5	170
	6	3535	90	5		-	95	320	3	89	3	170
400	1	2012	50	4	405.5	-	20	365	6	32	6	100
	2	2517	60	4		-	35	365	-	45	10	120
	3	3020	75	4		-	50	365	0.5	51	0.5	150
	4	3020	75	5		-	65	365	7	51	7	150
	5	3535	90	4		-	80	365	4.5	89	4.5	170
	6	3535	90	5		-	95	365	3	89	3	170
450	1	2012	50	4	455.5	-	20	415	6	32	6	100
	2	2517	60	4		-	35	465	-	45	10	120
	3	3020	75	4		-	50	415	0.5	51	0.5	150
	4	3020	75	5		-	65	415	7	51	7	150
	5	3535	90	4		-	80	415	4.5	89	4.5	170
	6	3535	90	5		-	95	415	3	89	3	170
500	1	2517	60	4	505.5	-	20	465	-	45	25	120
	2	2517	60	4		-	35	525	-	51	16	150
	3	3020	75	4		-	50	465	0.5	51	0.5	150
	4	3020	75	5		-	65	465	7	51	7	150
	5	3535	90	4		-	80	465	4.5	89	4.5	170
	6	3535	90	5		-	95	465	3	89	3	170
560	3	3020	75	4	565.5	-	50	525	0.5	51	0.5	150
	4	3535	90	4		-	65	525	12	89	12	170
	5	3535	90	4		-	80	525	4.5	89	4.5	170
	6	3535	90	5		-	95	525	3	89	3	170
630	1	2517	60	4	635.5	-	20	595	-	45	25	120
	2	3020	75	4		-	35	595	-	51	16	150
	3	3020	75	4		-	50	595	0.5	51	0.5	150
	4	3535	90	4		-	65	595	12	89	12	170
	5	3535	90	4		-	80	595	4.5	89	4.5	170
	6	4040	100	4		-	95	595	3.5	102	3.5	216
800	3	3535	90	4	805.5	-	50	765	19.5	89	19.5	170
	4	3535	90	4		-	65	765	12	89	12	170
	5	4040	100	4		-	80	765	11	102	11	216
	6	4040	100	4		-	95	765	3.5	102	3.5	216
1000	3	3535	90	4	1005.5	-	50	965	19.5	89	19.5	178
	4	4040	90	4		-	65	965	18.5	102	18.5	216
	5	4545	110	4		-	80	965	17	114	17	225
	6	4545	110	4		-	95	965	9.5	114	9.5	225

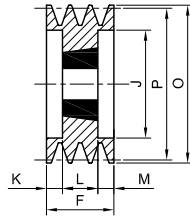
SPB Taper Lock Pulleys



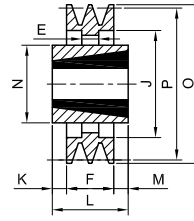
Type 1



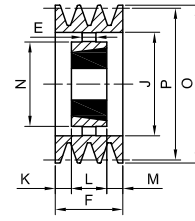
Type 2



Type 3



Type 4

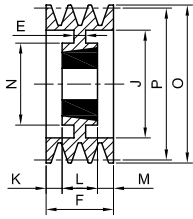


Type 5

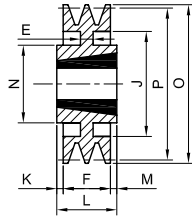
Pitch Diameter P [mm]	Grooves	Bush Size	Max Bush Bore [mm]	Type	Outside Diameter O [mm]
100	1	1610	42	1	107
	2	1610	42	2	
	3	1610	42	2	
106	1	1610	42	1	113
	2	1610	42	2	
	3	1610	42	2	
112	1	1610	42	1	119
	2	1610	42	2	
	3	1610	42	2	
118	1	1610	42	1	125
	2	1610	42	2	
	3	1610	42	2	
125	1	1610	42	1	132
	2	2012	50	2	
	3	2012	50	2	
	4	2012	50	3	
	5	2012	50	8	
132	1	1610	42	1	139
	2	2012	50	2	
	3	2012	50	2	
	4	2012	50	3	
	5	2517	60	8	
140	1	1610	42	1	147
	2	2012	50	2	
	3	2012	50	2	
	4	2517	60	3	
	5	2517	60	3	
	6	2517	60	3	
	8	2517	60	3	
	150	1	1610	42	
2		2012	50	2	
3		2517	60	2	
4		2517	60	3	
5		2517	60	3	
6		2517	60	3	
160	1	1610	42	1	167
	2	2012	50	2	
	3	2517	60	2	
	4	2517	60	3	
	5	2517	60	3	
	6	3020	75	3	
	8	3020	75	3	

Dimensions						
E [mm]	F [mm]	J [mm]	K [mm]	L [mm]	M [mm]	N [mm]
-	25	-	-	25	-	-
-	44	62	-	25	19	-
-	63	57	-	25	38	-
-	25	-	-	25	-	-
-	44	67	-	25	19	-
-	63	67	-	25	38	-
-	25	-	-	25	-	-
-	44	72	-	25	19	-
-	63	72	-	25	38	-
-	25	78	-	25	-	-
-	44	78	-	25	19	-
-	63	78	-	25	38	-
-	25	-	-	25	-	-
-	44	82	-	32	12	-
-	63	82	-	32	31	-
-	82	82	25	32	25	-
-	101	87	69	32	-	-
-	25	-	-	25	-	-
-	44	89	-	32	12	-
-	63	89	-	32	31	-
-	82	89	25	32	25	-
-	101	94	56	45	-	-
-	25	-	-	25	-	-
-	44	97	-	32	12	-
-	63	97	-	32	31	-
-	82	97	18.5	45	18.5	-
-	101	97	28	45	28	-
-	120	97	37.5	45	37.5	-
-	158	97	56.5	45	56.5	-
-	25	-	-	25	-	-
-	44	107	-	32	12	-
-	63	107	-	45	18	-
-	82	107	18.5	45	18.5	-
-	101	107	28	45	28	-
-	120	107	37.5	45	37.5	-
-	25	-	-	25	-	-
-	44	117	-	32	12	-
-	63	117	-	45	18	-
-	82	117	18.5	45	18.5	-
-	101	117	28	45	28	-
-	120	117	34.5	51	34.5	-
-	158	117	53.5	51	53.5	-

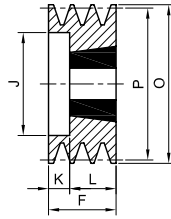
SPB Taper Lock Pulleys



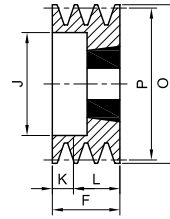
Type 6



Type 7



Type 8

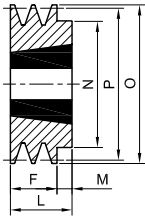


Type 9

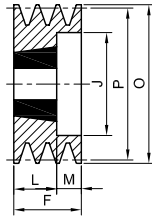


Pitch Diameter P [mm]	Grooves	Bush Size	Max Bush Bore [mm]	Type	Outside Diameter O [mm]	Dimensions						
						E [mm]	F	J	K	L	M	N
170	1	1610	42	1	177	-	25	-	-	25	-	-
	2	2012	50	2		-	44	127	-	32	12	120
	3	2517	60	2		-	63	127	-	45	18	-
	4	2517	60	3		-	82	127	18.5	45	18.5	-
	5	3020	75	3		-	101	127	25	51	25	-
	6	3020	75	3		-	120	127	34.5	51	34.5	-
	8	3030	75	3		-	158	127	41	76	41	-
180	1	1610	42	6	187	10	25	137	-	25	-	80
	2	2517	60	1		-	44	-	-	45	1	120
	3	2517	60	2		-	63	137	-	45	18	-
	4	2517	60	3		-	82	137	18.5	45	18.5	-
	5	3020	75	3		-	101	137	25	51	25	-
	6	3020	75	3		-	120	137	34.5	51	34.5	-
	8	3030	75	3		-	158	137	41	76	41	-
190	1	2012	50	7	197	10	25	147	3.5	32	3.5	100
	2	2517	60	1		-	44	-	-	45	1	120
	3	2517	60	2		-	63	147	-	45	18	-
	4	2517	60	3		-	82	147	18.5	45	18.5	-
	5	3020	75	3		-	101	147	25	51	25	-
	6	3020	75	3		-	120	147	34.5	51	34.5	-
	8	3030	75	3		-	158	147	41	76	41	-
200	1	2012	50	7	207	10	25	157	3.5	32	3.5	100
	2	2517	60	1		-	44	-	-	45	1	120
	3	2517	60	2		-	63	157	-	45	18	-
	4	3020	75	3		-	82	157	15.5	51	15.5	-
	5	3020	75	3		-	101	157	25	51	25	-
	6	3020	75	3		-	120	157	34.5	51	34.5	-
	8	3535	90	3		-	158	157	34.5	89	34.5	-
212	1	2012	50	7	219	10	25	169	3.5	32	3.5	100
	2	2517	60	7		10	44	169	-	45	1	120
	3	2517	60	6		15	63	169	-	45	18	120
	4	3020	75	3		-	82	169	15.5	51	15.5	-
	5	3020	75	3		-	101	169	25	51	25	-
	6	3535	90	3		-	120	169	15.5	89	15.5	-
	8	3535	90	3		-	158	169	34.5	89	34.5	-
224	1	2012	50	7	231	10	25	181	3.5	32	3.5	100
	2	2517	60	7		10	44	181	-	45	1	120
	3	2517	60	6		15	63	181	-	45	18	120
	4	3020	75	3		-	82	181	15.5	51	15.5	-
	5	3020	75	3		-	101	181	25	51	25	-
	6	3535	90	3		-	120	181	15.5	89	15.5	-
	8	3535	90	3		-	158	181	34.5	89	34.5	-
10	3535	90	3		-	196	181	53.5	89	53.5	-	

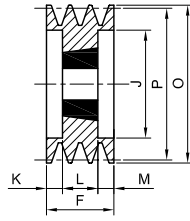
SPB Taper Lock Pulleys



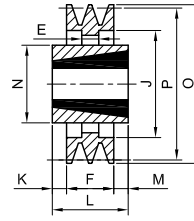
Type 1



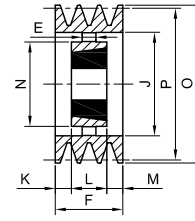
Type 2



Type 3



Type 4

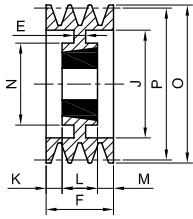


Type 5

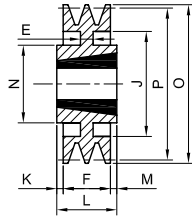
Pitch Diameter P [mm]	Grooves	Bush Size	Max Bush Bore [mm]	Type	Outside Diameter O [mm]
236	1	2012	50	7	243
	2	2517	60	7	
	3	2517	60	6	
	4	3020	75	3	
	5	3535	90	3	
	6	3535	90	3	
	8	3535	90	3	
	10	3535	90	3	
250	1	2012	50	7	257
	2	2517	60	7	
	3	3020	75	6	
	4	3020	75	6	
	5	3535	90	3	
	6	3535	90	3	
	8	3535	90	3	
	10	3535	90	3	
280	1	2012	50	7	287
	2	2517	60	7	
	3	3020	75	6	
	4	3020	75	6	
	5	3535	90	6	
	6	3535	90	6	
	8	3535	90	3	
	10	3535	90	3	
300	1	2012	50	7	307
	2	2517	60	7	
	3	3020	75	6	
	4	3535	90	6	
	5	3535	90	6	
	6	3535	90	6	
	8	3535	90	6	
	315	1	2012	50	
2		2517	60	7	
3		3020	75	6	
4		3535	90	7	
5		3535	90	6	
6		3535	90	6	
8		3535	90	6	
10		3535	90	6	

Dimensions						
E [mm]	F [mm]	J [mm]	K [mm]	L [mm]	M [mm]	N [mm]
10	25	193	3.5	32	3.5	100
10	44	193	-	45	1	120
15	63	193	-	45	18	120
-	82	193	15.5	51	15.5	-
-	101	193	6	89	6	-
-	120	193	15.5	89	15.5	-
-	158	193	34.5	89	34.5	-
-	196	193	53.5	89	53.5	-
10	25	207	3.5	32	3.5	100
10	44	207	-	45	1	120
20	63	207	-	51	12	150
25	82	207	15.5	51	15.5	150
-	101	207	6	89	6	-
-	120	207	15.5	89	15.5	-
-	158	207	34.5	89	34.5	-
-	196	207	53.5	89	53.5	-
10	25	137	3.5	32	3.5	100
12	44	237	-	45	1	120
20	63	237	6	51	6	150
25	82	237	15.5	51	15.5	150
25	101	237	6	89	6	170
18	120	237	15.5	89	15.5	170
-	158	237	34.5	89	34.5	-
-	196	237	53.5	89	53.5	-
10	25	158	3.5	32	3.5	100
12	44	257	-	45	1	120
20	63	257	6	51	6	150
25	82	257	15.5	89	7	150
25	101	257	6	89	6	170
18	120	257	15.5	89	15.5	170
20	158	257	34.5	89	34.5	170
10	25	272	3.5	32	3.5	100
12	44	272	-	45	1	120
20	63	272	6	51	6	150
25	82	272	3.5	89	3.5	170
25	101	272	6	89	6	170
18	120	272	15.5	89	15.5	170
18	158	272	34.5	89	34.5	170
18	196	272	53.5	89	53.5	170

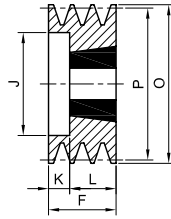
SPB Taper Lock Pulleys



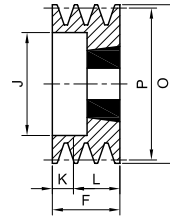
Type 6



Type 7



Type 8

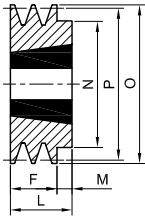


Type 9

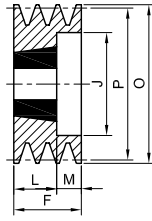


Pitch Diameter P [mm]	Grooves	Bush Size	Max Bush Bore [mm]	Type	Outside Diameter O [mm]	Dimensions						
						E [mm]	F	J	K	L	M	N
335	2	2517	60	7	342	12	44	292	-	45	1	120
	3	3020	75	6		20	63	292	6	51	6	150
	4	3535	90	7		25	82	292	3.5	89	3.5	170
	5	3535	90	6		25	101	292	6	89	6	170
	6	3535	90	6		18	120	292	15.5	89	15.5	170
	8	3535	90	6		18	158	292	34.5	89	34.5	170
	10	4040	100	6		20	196	292	47	102	47	200
355	2	3020	75	4	362	-	44	312	3.5	51	3.5	120
	3	3020	75	5		15	63	312	6	51	6	150
	4	3535	90	7		25	82	312	3.5	89	3.5	170
	5	3535	90	6		17	101	312	6	89	6	170
	6	3535	90	6		18	120	312	15.5	89	15.5	170
	8	3535	90	6		18	158	312	34.5	89	34.5	170
	10	4040	100	6		20	196	312	47	102	47	200
400	2	3020	75	4	407	-	44	357	3.5	51	3.5	150
	3	3535	90	4		-	63	357	13	89	13	170
	4	3535	90	4		-	82	357	3.5	89	3.5	170
	5	3535	90	5		-	101	357	6	89	6	170
	6	3535	90	5		-	120	357	15.5	89	15.5	170
	8	4040	100	5		-	158	357	28	102	28	200
	10	4040	100	5		-	196	357	47	102	47	200
450	2	3020	75	4	457	-	44	407	3.5	51	3.5	150
	3	3535	90	4		-	63	407	-	89	26	170
	4	3535	90	4		-	82	407	-	89	7	170
	5	3535	90	5		-	101	407	-	89	12	170
	6	4040	100	5		-	120	407	-	102	18	200
	8	4040	100	5		-	158	407	28	102	28	200
	10	4545	110	5		-	196	407	41	114	41	225
500	2	3020	75	4	507	-	44	457	3.5	51	3.5	150
	3	3535	90	4		-	63	457	-	89	26	170
	4	3535	90	4		-	82	457	-	89	7	170
	5	3535	90	5		-	101	457	-	89	12	170
	6	4040	100	5		-	120	457	-	102	18	200
	8	4040	100	5		-	158	457	28	102	28	200
	10	4545	110	5		-	196	457	41	114	41	225
560	2	3020	75	4	567	-	44	517	4	76	28	150
	3	3535	90	4		-	63	517	-	89	26	170
	4	3535	90	4		-	82	517	-	89	7	170
	5	4040	100	4		-	101	517	-	102	1	200
	6	4040	100	5		-	120	517	-	102	18	200
	8	4545	110	5		-	158	517	22	114	22	225
	10	4545	110	5		-	196	517	41	114	41	225

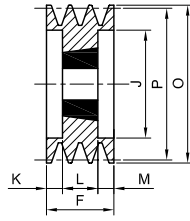
SPB Taper Lock Pulleys



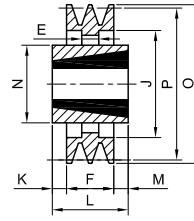
Type 1



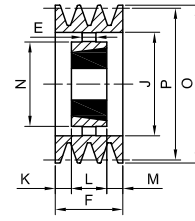
Type 2



Type 3



Type 4

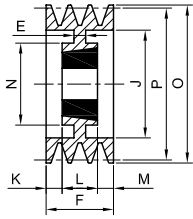


Type 5

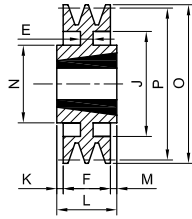
Pitch Diameter P [mm]	Grooves	Bush Size	Max Bush Bore [mm]	Type	Outside Diameter O [mm]
630	2	3020	75	4	637
	3	3535	90	4	
	4	3535	90	4	
	5	4040	100	4	
	6	4040	100	5	
	8	4545	110	5	
	10	4545	110	5	
710	3	3535	90	4	717
	4	3535	90	4	
	5	4040	100	4	
	6	4040	100	5	
	8	4545	110	5	
	10	4545	110	5	
800	3	3535	90	4	807
	4	4040	100	4	
	5	4040	100	4	
	6	4545	110	5	
	8	4545	110	5	
	10	4545	110	5	
900	3	3535	90	4	907
	4	4040	100	4	
	5	4040	100	4	
	6	4545	110	5	
	8	4545	110	5	
	10	5050	125	5	
1000	3	4040	100	4	1007
	4	4040	100	4	
	5	4545	110	4	
	6	4545	110	5	
	8	5050	125	5	
	10	5050	125	5	
1250	3	4040	100	4	1257
	4	4545	110	4	
	5	4545	110	4	
	6	4545	110	4	
	8	5050	125	5	

Dimensions						
E [mm]	F	J	K	L	M	N
-	44	587	4	76	16	150
-	63	587	-	89	26	170
-	82	587	-	89	7	170
-	101	587	-	102	1	200
-	120	587	-	102	18	200
-	158	587	22	114	22	225
-	196	587	41	114	41	225
-	63	664	4	89	22	170
-	82	664	3.5	89	3.5	187
-	101	664	0.5	102	0.5	200
-	120	664	9	102	9	216
-	158	664	22	114	22	225
-	196	664	41	114	41	225
-	63	754	4	89	22	170
-	82	754	10	102	10	200
-	101	754	0.5	102	0.5	200
-	120	754	3	114	3	225
-	158	754	22	114	22	225
-	196	754	41	114	41	225
-	63	854	4	89	22	170
-	82	854	10	102	10	216
-	101	854	6.5	114	6.5	200
-	120	854	3	114	3	225
-	158	854	22	114	22	225
-	196	854	34.5	127	34.5	245
-	63	954	6	102	33	200
-	82	954	10	102	16	216
-	101	954	6.5	114	6.5	225
-	120	954	3	114	3	225
-	158	954	15.5	127	15.5	245
-	196	954	34.5	127	34.5	245
-	63	1204	6	102	33	200
-	82	1204	16	114	16	225
-	101	1204	6.5	114	6.5	225
-	120	1204	3.5	127	3.5	245
-	158	1204	15.5	127	15.5	245

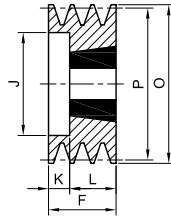
SPC Taper Lock Pulleys



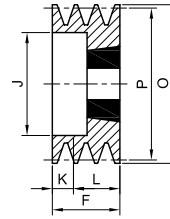
Type 6



Type 7



Type 8



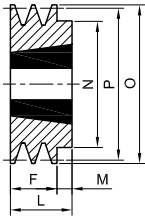
Type 9



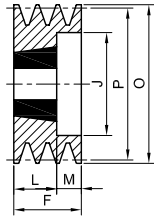
Pitch Diameter P [mm]	Grooves	Bush Size	Max Bush Bore [mm]	Type	Outside Diameter O [mm]
200	3	2517	60	3	209.6
	4	3020	75	3	
	5	3535	90	3	
	6	3535	90	3	
	8	3535	90	3	
212	3	3020	75	3	221.6
	4	3020	75	3	
	5	3535	90	3	
	6	3535	90	3	
	8	3535	90	3	
224	3	3020	75	3	233.6
	4	3535	90	3	
	5	3535	90	3	
	6	3535	90	3	
	8	3535	90	3	
236	3	3020	75	3	245.6
	4	3535	90	3	
	5	3535	90	3	
	6	3535	90	3	
	8	3535	90	3	
250	3	3020	75	3	259.6
	4	3535	90	3	
	5	3535	90	3	
	6	3535	90	3	
	8	3535	90	3	
	10	4040	100	3	
265	3	3535	90	1	274.6
	4	3535	90	3	
	5	3535	90	3	
	6	3535	90	3	
	8	3535	90	3	
280	3	3535	90	1	289.6
	4	3535	90	3	
	5	3535	90	3	
	6	3535	90	3	
	8	3535	90	3	
	10	4040	100	3	
300	3	3535	90	7	309.6
	4	3535	90	6	
	5	3535	90	6	
	6	3535	90	6	
	8	4040	100	3	
	10	4545	110	3	

Dimensions						
E [mm]	F	J	K	L	M	N
-	85	150	20	45	20	-
-	111	144	30	51	30	-
-	136	150	23.5	89	23.5	-
-	162	148	36.5	89	36.5	-
-	213	148	62	89	62	-
-	85	162	17	51	17	-
-	111	156	30	51	30	-
-	136	160	23.5	89	23.5	-
-	162	160	36.5	89	36.5	-
-	213	160	62	89	62	-
-	85	173	17	51	17	-
-	111	168	11	89	11	-
-	136	173	23.5	89	23.5	-
-	162	173	36.5	89	36.5	-
-	213	170	62	89	62	-
-	85	185	17	51	17	-
-	111	180	11	89	11	-
-	136	185	23.5	89	23.5	-
-	162	185	36.5	89	36.5	-
-	213	184	62	89	62	-
-	85	100	17	51	17	-
-	111	194	11	89	11	-
-	136	198	23.5	89	23.5	-
-	162	198	36.5	89	36.5	-
-	213	198	62	89	62	-
-	264	196	81	102	81	-
-	85	209	-	89	4	170
-	111	209	11	89	11	-
-	136	213	23.5	89	23.5	-
-	162	213	36.5	89	36.5	-
-	213	213	62	89	62	-
-	85	224	-	89	4	170
-	111	224	11	89	11	-
-	136	228	23.5	89	23.5	-
-	162	228	36.5	89	36.5	-
-	213	228	62	89	62	-
-	264	226	81	102	81	-
18	85	249	2	89	2	170
20	111	244	11	89	11	170
20	136	247	23.5	89	23.5	170
20	162	247	36.5	89	36.5	170
-	213	207	55.5	102	55.5	-
-	264	245	75	114	75	-

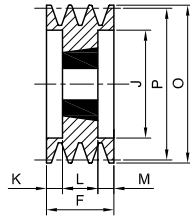
SPC Taper Lock Pulleys



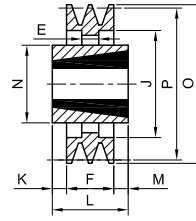
Type 1



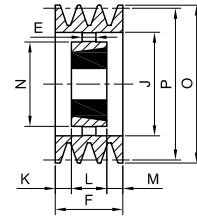
Type 2



Type 3



Type 4

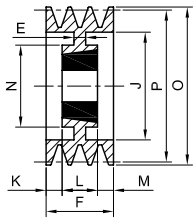


Type 5

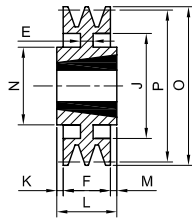
Pitch Diameter P [mm]	Grooves	Bush Size	Max Bush Bore [mm]	Type	Outside Diameter O [mm]
315	3	3535	90	7	324.6
	4	3535	90	6	
	5	3535	90	6	
	6	3535	90	6	
	8	4040	100	3	
	10	4545	110	3	
335	3	3535	90	7	344.6
	4	3535	90	6	
	5	3535	90	6	
	6	3535	90	6	
	8	4040	100	6	
	355	3	3535	90	7
4		3535	90	6	
5		3535	90	6	
6		3535	90	6	
8		4040	100	3	
10		4545	110	3	
375	3	3535	90	7	384.6
	4	3535	90	6	
	5	3535	90	6	
	6	4040	100	6	
	8	4545	110	3	
	400	3	3535	90	4
4		3535	90	5	
5		3535	90	5	
6		4040	100	6	
8		4545	110	6	
10		5050	125	3	
425	3	3535	90	4	434.6
	4	3535	90	5	
	5	3535	90	5	
	6	4040	100	6	
	8	4545	110	6	
	450	3	3535	90	4
4		3535	90	5	
5		4040	100	5	
6		4545	110	6	
8		5050	125	6	
10		5050	125	6	
475	3	3535	90	4	484.6
	4	3535	90	5	
	5	4040	100	5	
	6	4545	110	6	
	8	5050	125	6	

Dimensions						
E [mm]	F	J	K	L	M	N
18	85	264	2	89	2	170
20	111	259	11	89	11	170
20	136	264	23.5	89	23.5	170
20	162	264	36.5	89	36.5	170
-	213	258	55.5	102	55.5	-
-	264	258	75	114	75	-
18	85	284	2	89	2	170
20	111	279	11	89	11	170
20	136	280	23.5	89	23.5	170
20	162	280	36.5	89	36.5	170
-	213	280	55.5	102	55.5	-
18	85	304	2	89	2	170
20	111	299	11	89	11	170
20	136	304	23.5	89	23.5	170
20	162	304	36.5	89	36.5	170
-	213	304	55.5	102	55.5	-
-	264	299	75	114	75	-
20	85	324	2	89	2	170
25	111	319	11	89	11	170
20	136	324	23.5	89	23.5	170
20	162	324	30	102	30	200
-	213	324	49.5	114	49.5	-
-	85	344	2	89	2	170
-	111	344	11	89	11	170
-	136	344	23.5	89	23.5	170
20	162	348	30	102	30	200
20	213	348	49.5	114	49.5	220
-	264	342	68.5	127	68.5	245
-	85	369	2	89	2	170
-	111	369	11	89	11	170
-	136	369	23.5	89	23.5	170
30	162	369	30	102	30	225
30	213	369	49.5	114	49.5	245
-	85	394	2	89	2	170
-	111	394	11	89	11	170
-	136	394	17	102	17	200
30	162	394	24	114	24	225
30	213	394	43	127	43	245
40	264	394	68.5	127	68.5	245
-	85	419	2	89	2	170
-	111	419	11	89	11	170
-	136	419	17	102	17	200
30	162	419	24	114	24	225
30	213	419	43	127	43	245

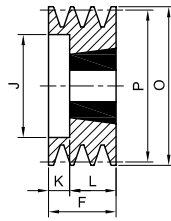
SPC Taper Lock Pulleys



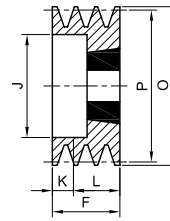
Type 6



Type 7



Type 8



Type 9



Pitch Diameter P [mm]	Grooves	Bush Size	Max Bush Bore [mm]	Type	Outside Diameter O [mm]
500	3	3535	90	4	509.6
	4	3535	90	5	
	5	4040	100	5	
	6	4545	110	5	
	8	5050	125	6	
	10	5050	125	6	
530	3	3535	90	4	539.6
	4	4040	100	5	
	5	4545	110	5	
	6	5050	125	5	
	8	5050	125	6	
	10	5050	125	6	
560	3	3535	90	4	569.6
	4	4040	100	5	
	5	4545	110	5	
	6	5050	125	5	
	8	5050	125	5	
	10	5050	125	5	
630	3	4040	100	4	639.6
	4	4545	110	4	
	5	5050	125	5	
	6	5050	125	5	
	8	5050	125	5	
	10	5050	125	5	
710	4	5050	125	4	719.6
	5	5050	125	5	
	6	5050	125	5	
	8	5050	125	5	
	10	5050	125	5	
	10	5050	125	5	
800	3	4545	110	4	809.6
	4	5050	125	4	
	5	5050	125	5	
	6	5050	125	5	
	8	5050	125	5	
	10	5050	125	5	
1000	3	5050	125	4	1009.6
	4	5050	125	4	
	5	5050	125	5	
	6	5050	125	5	
	8	5050	125	5	
	10	5050	125	5	
1250	3	5050	125	4	1259.6
	4	5050	125	4	
	5	5050	125	5	
	6	5050	125	5	
	8	5050	125	5	
	10	5050	125	5	

Dimensions						
E [mm]	F	J	K	L	M	N
-	85	444	2	89	2	170
-	111	444	11	89	11	170
-	136	444	17	102	17	200
30	162	444	24	114	24	225
30	213	444	43	127	43	245
40	264	444	68.5	127	68.5	245
-	85	474	2	89	2	170
-	111	474	4.5	102	4.5	170
-	136	474	17	102	17	200
30	162	474	17.5	114	17.5	245
30	213	474	43	127	43	245
-	85	504	2	89	2	170
-	111	504	4.5	102	4.5	200
-	136	504	11	114	11	200
-	162	504	24	127	24	245
-	213	504	43	127	43	245
-	264	504	68.5	127	68.5	245
-	85	574	8.5	102	8.5	200
-	111	574	1.5	114	1.5	225
-	136	574	4.5	127	4.5	245
-	162	574	17.5	127	17.5	245
-	213	574	43	127	43	245
-	264	574	68.5	127	68.5	245
-	111	654	4	127	12	245
-	136	654	4.5	127	4.5	245
-	162	654	17.5	127	17.5	245
-	213	656	43	127	43	245
-	264	654	68.5	127	68.5	245
-	85	737	14.5	114	14.5	225
-	111	787	4	127	12	245
-	136	737	4.5	127	4.5	245
-	162	737	17.5	127	17.5	245
-	213	737	43	127	43	245
-	264	737	68.5	127	68.5	245
-	85	937	21	127	21	245
-	111	937	4	127	12	245
-	136	937	4.5	127	4.5	245
-	162	937	17.5	127	17.5	245
-	213	937	43	127	43	245
-	264	937	68.5	127	68.5	245
-	85	1187	21	127	21	245
-	111	1187	4	127	12	245
-	136	1187	4.5	127	4.5	245
-	162	1187	17.5	127	17.5	245
-	213	1187	43	127	43	245
-	264	1187	68.5	127	68.5	245